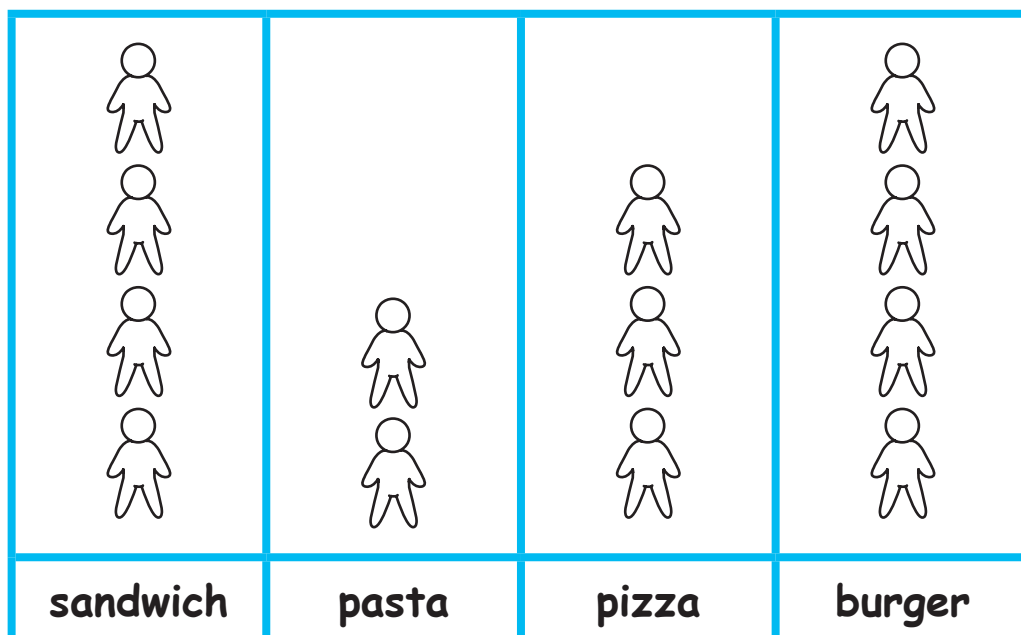


# Interpreting data and completing picture graphs



Look at the picture graph and fill in the correct numbers.

## Favourite Food



(Each  stands for 1 child.)


- 1 \_\_\_\_\_ children like pasta.
- 2 The same number of children like \_\_\_\_\_ and \_\_\_\_\_.
- 3 More children like pizza than \_\_\_\_\_.

# Telling Time

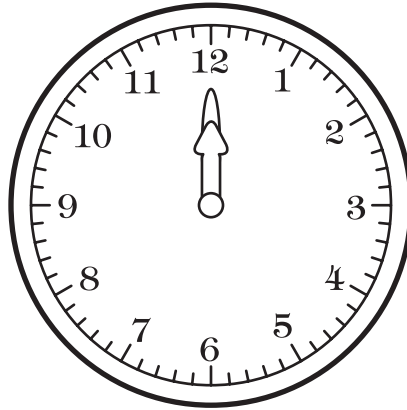


Write the time using "o'clock" or "half-past".


1



2



3



4

