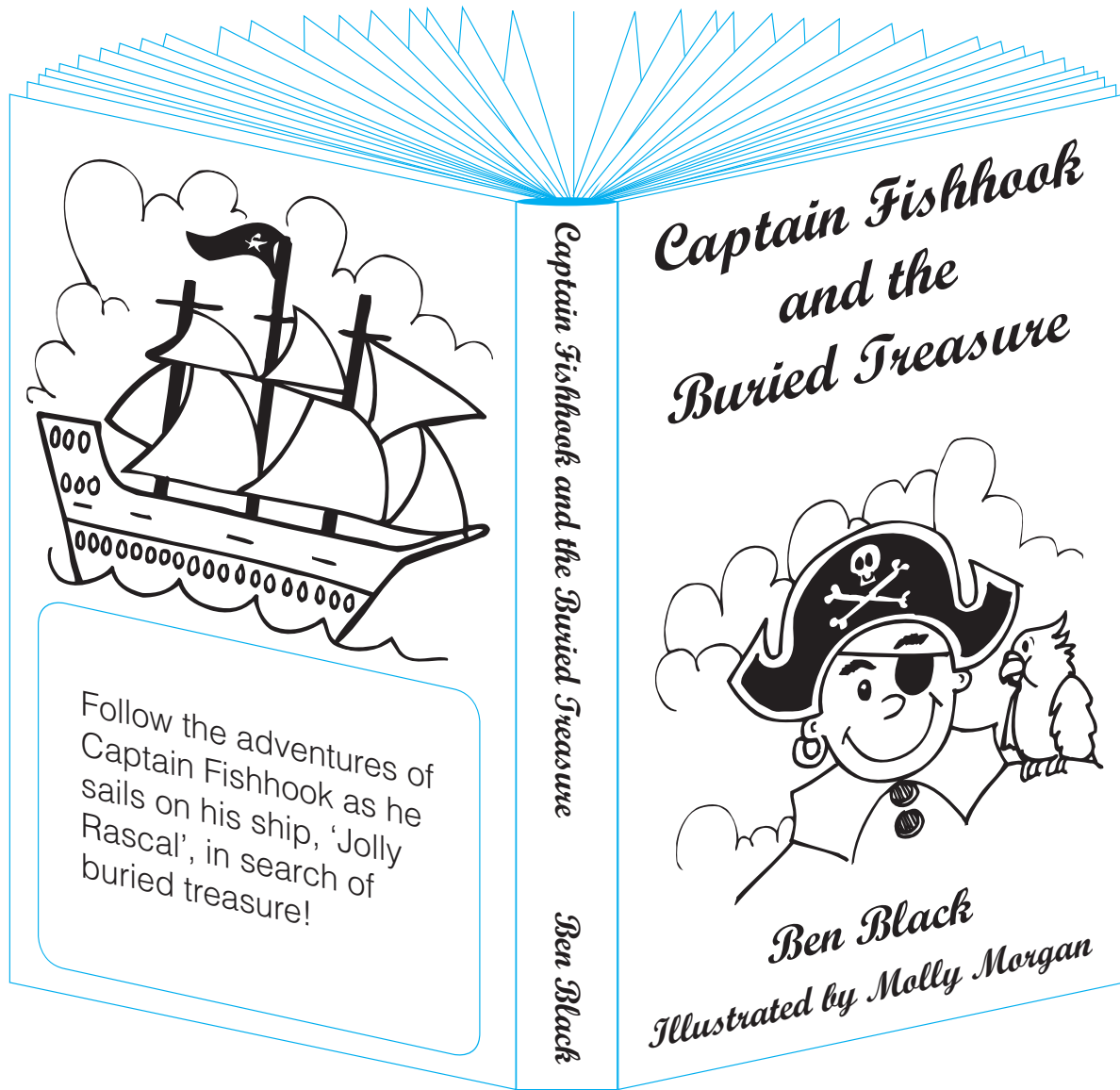


Captain Fishhook and the Buried Treasure

Read the book cover.



1 Right there



Constructing meaning from visual texts
Scanning for specific information

(a) Answer the questions. [6]

(i) What is the title of the book?

(ii) Who is the author?

(iii) Who is the illustrator?

(b) Complete the sentence using some words from the book cover. [4]

The book is about _____

(c) What is the name of the ship? [2]

2 Think and search

Using prior knowledge

- (a) What does the author of a book do? [2]

- (b) What does the illustrator of a book do? [2]

3 On my own

- (a) Think of other names for ... [4]


Using prior knowledge

- (i) the ship.

- (ii) the book.

- (b) Draw and label where you think Captain Fishhook might find the buried treasure. [4]


Making predictions



Try this

Using prior knowledge

- 1 Make a book cover of your own in the space below. It can be a story you have read or one you make up. [10]



- 2 Write what will go on the back cover so a reader will know what the book is about. [5]

- Answers:**
1. (a) (i) It is 'Captain Fishhook and the Buried Treasure'.
(ii) The author is Ben Black.
(iii) The illustrator is Molly Morgan.
(iv) The book is about the adventures of Captain Fishhook as he sails on his ship in search of buried treasure.
(b) (suggested answer)
(c) It is Jolly Rascal.
(d) (suggested answers)
2. (a) The author writes the book.
(b) The illustrator draws the illustrations or pictures for the book.