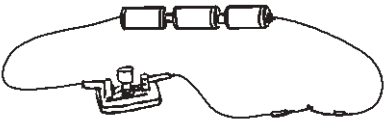
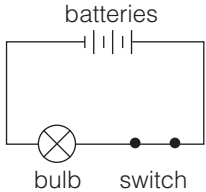
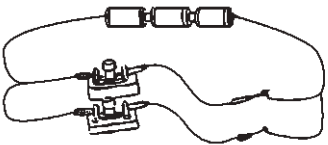
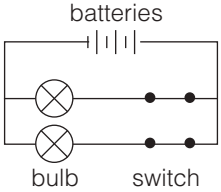


# Electrical Systems

- An **electric circuit** consists of a **power source** and other circuit components (**dry cells, wires, bulbs, switches**). These form an **electrical system**.
- Different symbols in a **circuit diagram** are used to represent the circuit components in an electric circuit.

Actual components used in a circuit	Circuit diagram
	
	

- A current can only flow through a **closed circuit**.
- A simple circuit with two bulbs and an electric source can be **arranged either in series or parallel**.
- Changing the number or arrangement of components of an electrical system can affect the current in a circuit and the brightness of bulbs.
- **Electrical conductors allow electricity to flow through.**
- **Good conductors of electricity are generally good conductors of heat.**
- **Electrical insulators do not allow electricity to flow through.**
- A circuit tester is used to find out if electricity is flowing through a circuit.
- Electricity should be used properly and handled appropriately.
- There is a need to conserve electrical energy.