

ELITE

English Language Intensive Tests and Examinations

FINAL EXAMINATION

2

Learning Outcomes

- ✦ listen to instructions and demonstrate an understanding of the given content through writing
- ✦ spell a list of common words
- ✦ understand the correct use of grammar – articles, adjectives, possessive adjectives, adverbs, collective nouns, conjunctions, countable and uncountable nouns, simple present tense, simple past tense, present continuous tense, verbs, verb to be, verb to have, similes, singular and plural nouns, subject verb agreement, pronouns, demonstrative pronouns, interrogative pronouns, reflexive pronouns, prepositions, modals, time-order words
- ✦ build vocabulary through the glossary
- ✦ choose suitable vocabulary based on context
- ✦ understand the information in an instructional text by answering the questions that follow
- ✦ understand a passage by answering questions on it
- ✦ express ideas clearly and creatively when writing a story

Level

1

84

Name: _____ Class: _____

SECTION A: LISTENING COMPREHENSION


A note to teachers / parents:

For questions 1 – 18, refer to ANSWERS pages A8 – A9, Picture Matching, Listening To Instructions and Spelling.

PICTURE MATCHING

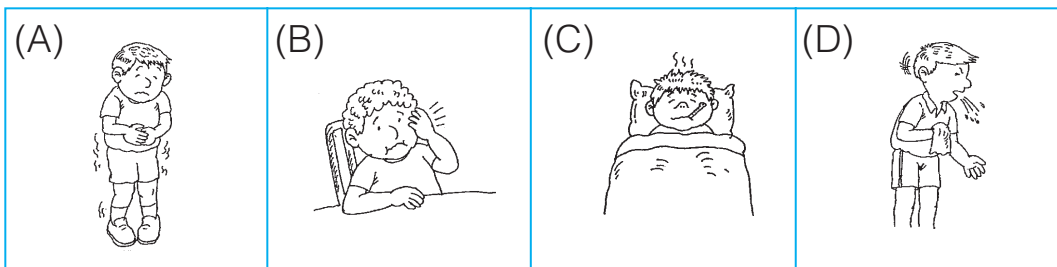
Listen carefully to each sentence. Write the answer (A, B, C or D) in the brackets provided. (7 marks)

1.



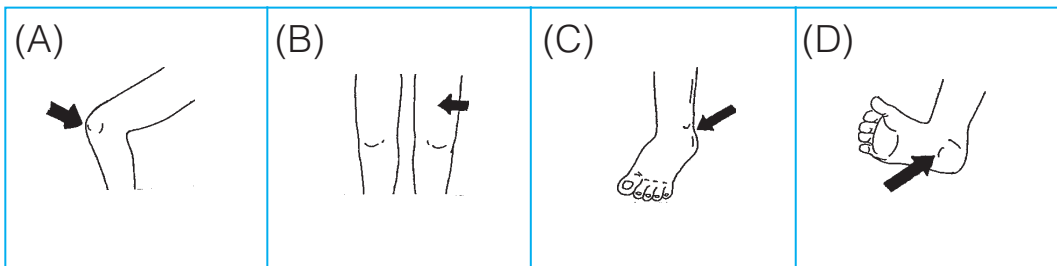
()

2.



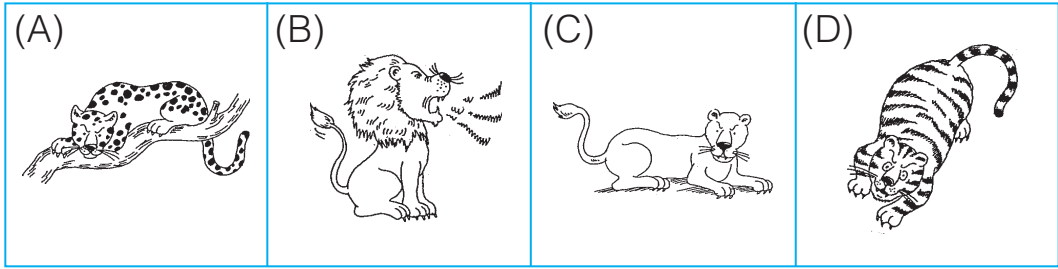
()

3.




()

4.



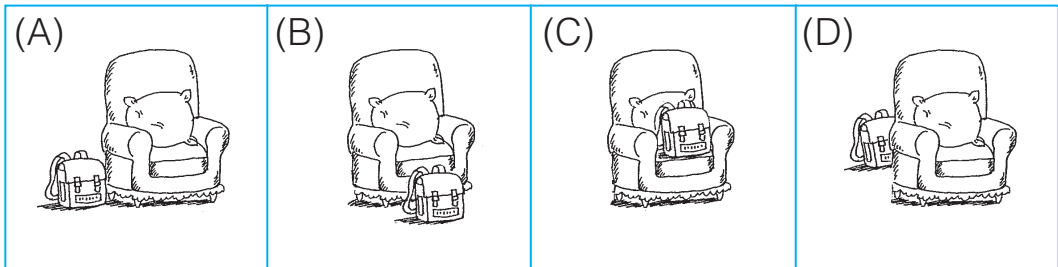
()

5.




()

6.



()

7.




()

LISTENING TO INSTRUCTIONS

Listen carefully. Do as you are told. (3 marks)

8.



SPELLING

Listen carefully. Spell the word as it is read out. (10 marks)

9. _____

14. _____

10. _____

15. _____

11. _____

16. _____

12. _____

17. _____

13. _____

18. _____

SECTION B: LANGUAGE USE AND COMPREHENSION

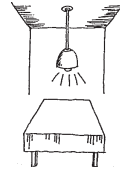
GRAMMAR

Choose the correct answer and write its number in the brackets provided. (10 marks)

1. The lamp is hanging _____ the dining table.

- (1) on
(2) above

- (3) over
(4) under



()

2. My bowl of noodles had _____ large prawn in it.

- (1) a
(2) an

- (3) the
(4) some



()

3. _____ is the giraffe doing? It is chewing on a leaf.

- (1) Where
(2) Which

- (3) What
(4) When



()

4. Jean _____ ride a bicycle very well. She needs more practice.

- (1) can
(2) may

- (3) may not
(4) cannot



()

5. Betty _____ the birthday song on the piano now.

- (1) played
(2) are playing

- (3) play
(4) is playing



()

6. Norman's arm is in a sling. He fell and hurt _____.

- (1) herself
(2) himself

- (3) themselves
(4) myself



()

7. I _____ Lionel to carry a pile of books just now.

- (1) help
- (2) helps

- (3) helped
- (4) am helping



()

8. “_____ dog is very obedient,” says Lucy.

- (1) That
- (2) This

- (3) Those
- (4) These



()

9. A feather is _____ than a towel.

- (1) more lighter
- (2) light

- (3) lightest
- (4) lighter

()

10. This hammer belongs to Mr Hanes. It is _____ hammer.

- (1) her
- (2) my


- (3) his
- (4) your

()


GRAMMAR CLOZE

Read the passage carefully. Fill in each blank with the conjunction “and” or “so”. (4 marks)

Gillian’s alarm clock did not ring **(11)** _____

she  overslept. She rushed to the toilet to brush her teeth

(12) _____ wash her face. Then she put on her uniform

(13) _____  brushed her hair. In her hurry, she wore her

socks inside out  **(14)** _____ she had to remove them and

wear them again. She grabbed a slice of bread and ran all the way to

school.

Read the letter. Fill in the blanks by using the correct collective noun from the box below. (3 marks)

flock pride herd shoal troop

Dear Cindy,

Yesterday, we went on a class excursion. My form teacher took us to the zoo. We saw a **(15)** _____

of lions walking around the enclosure. We also saw a

(16) _____ of monkeys. Some of them were swinging



from tree to tree while others lazed about in the shade. We watched

a **(17)** _____ of elephants perform at the animal show.



They were very entertaining.

Let's visit the zoo together next time. See you!

Love, Polly

**Read the passage carefully. Fill in the blanks with “has” or “have”.
(3 marks)**

(18) _____ you seen a falling star before? I

(19) _____ and so **(20)** _____ my sister. They say

that if you make a wish on a falling star, it will come true. My sister and I

are still waiting for our wishes to come true.

VOCABULARY

Choose the correct answer and write its number in the brackets provided. (9 marks)

21. We went to the _____ to visit our uncle.

(1) airport


(2) harbour 

(3) hospital

(4) clinic



()

22.  The porter is pushing a trolley full of _____.

(1) cartons

(2) crates

(3) parcels

(4) luggage



()

23. Andy hopes to be a famous _____ one day.

(1) sculptor 

(2) painter

(3) author

(4) producer



()

24. Mother pours some _____ into the pan before she fries the fish.

- (1) oil
- (2) pepper
- (3) salt
- (4) flour



()



25. The little girl screamed at the sight of the _____.

- (1) beetle
- (2) cockroach
- (3) ant
- (4) spider



()

26. The water in the _____ is boiling.

- (1) pot
- (2) bucket
- (3) flask
- (4) kettle



()

27. Kim uses a _____ and a fork for her meal.

- (1) knife
- (2) spoon
- (3) blade
- (4) chopper



()

28. The farmer is taking a _____ under the tree.


- (1) sleep
- (2) nap
- (3) doze
- (4) dream



()

29. The hunter aims and _____ at the wild animal.


- (1) shoots
- (2) kills
- (3) charges
- (4) spots






()


VOCABULARY CLOZE

Read the passage carefully. Fill in each blank by choosing a suitable word from the box. (5 marks)

postman	bell	skip	roar	owner
opened	hobble 	bark	shut	siren

The dog ran towards the gate and started to  (30) _____ at the stranger. The man pressed the (31) _____ and waited for the  (32) _____ of the house to appear. Slowly, the door (33) _____ and an elderly lady appeared. She began to (34) _____ towards the gate. When she saw the man, she gave a loud  gasp. It was her long-lost son!

Read the passage carefully. Fill in each blank with a suitable word from the box. (5 marks)

followed	bright	separated	saw	haversacks 
lost	packets	heard	dark	joined

Jack and Gary continued walking. Their **(35)** _____ were heavy and they were hungry. They wished they had not gone to look for spiders. Because of that, they were now **(36)** _____ from the rest of their camp mates. It was getting **(37)** _____ as the sun was setting. Suddenly, they **(38)** _____ the sound of running water. They knew that if they walked along the bank and **(39)** _____ the river, they would be able to get out of the forest.

VISUAL TEXT COMPREHENSION

Jimmy needs to go to Uncle Todd's house. Read the instructions given by his mother. Then answer the questions that follow.
(5 marks)

How To Get To Uncle Todd's House

1. Walk to the bus stop along *Jasmine Avenue*.
2. Wait for bus 25, 28 or 29.
3. Board the bus.
4. Get off the bus at the third stop.
5. Walk along *Sunflower Road*.
6. Turn right at *Daisy Lane*.
7. Walk towards the playground.
8. Turn left at *Rose Link*.
9. Walk to the end of *Rose Link*.
10. Look for house number 68 on the front gate. Uncle Todd lives in the blue house with a brown door.

When you get to Uncle Todd's house, please knock on the door instead of ringing the doorbell. His doorbell is spoilt.

Choose the correct answer and write its number in the brackets provided. (5 marks)

40. Jimmy needs to board the bus at _____ to go to Uncle Todd's house.

- (1) *Rose Link*
- (2) *Sunflower Road*
- (3) *Daisy Lane*
- (4) *Jasmine Avenue* ()

41. Jimmy needs to alight at the _____ bus stop.

- (1) first
- (2) second
- (3) third
- (4) fourth ()

42. While walking along *Sunflower Road*, Jimmy has to look out for a _____ that says *Daisy Lane*.

- (1) building
- (2) road sign
- (3) playground
- (4) bus stop ()

 **43.** The playground is where Jimmy _____.

- (1) needs to turn right at *Daisy Lane*
- (2) needs to continue walking straight ahead
- (3) has to turn left at *Rose Link*
- (4) has to walk along *Sunflower Road* ()

44. Which of the following is not true about Uncle Todd's house?

- (1) The house is blue with a brown door.
- (2) The house is on *Rose Link*.
- (3) The number "68" is on the front gate.
- (4) The doorbell is too loud. ()

COMPREHENSION OPEN-ENDED





Listen, follow and read along.

Read the newspaper article below. Then answer the questions that follow. (10 marks)

The APT Times, Monday 16 October


Wishes Do Come True

It was just two months ago when Frank Salazar's mother asked him what he wanted to be when he grew up. Without  hesitation, he answered, "A firefighter, Mum." Frank was suffering from a blood disease but that did not stop him from having big dreams. He learnt everything he could about firefighters. His mother then called up *Make-A-Wish*, an organization that helps to grant the wishes of children who are ill and dying. 

5

Soon, Frank met up with Bob, the chief of the local fire station. Frank was given a uniform, a yellow helmet and coat to wear. Then he followed the firefighters around in their fire engine for the day. At the end of the day, he was given a firefighter badge.


10

Seven-year-old Frank died yesterday but not before Bob and five of his men climbed up the ladder to enter his room through the open window to bid him goodbye. 


45. Which phrase tells you that Frank was sure of what he wanted to be when he grew up? [1m]

46. Explain the reason for the following behaviour. [4m]

Behaviour	Reason
(a) Frank's mother called up <i>Make-A-Wish</i> .	
(b) Frank met Bob.	
(c) Frank received a firefighter badge.	
(d) Frank was unable to become a firefighter when he grew up.	

-  47. Name the things that Frank received when he visited the station. [2m]

48. What did "wishes" in the headline of the article refer to? [1m]

-  49. Why do you think Bob and his men entered Frank's room through the window to say goodbye to him? [2m]

SECTION C: CONTINUOUS WRITING



Write a story of at least 60 words about a **fast food restaurant**.

The pictures are provided to help you think about the topic. Your story should be based on one or more of the pictures. (10 marks)

Consider the following points when you plan your story:

- Who is at the fast food restaurant?
- What do they do at the fast food restaurant?

You may use the points in any order and include other relevant points as well.



You may use the words in the box below.

favourite

hungry

fast

customers

delicious

queue

serve

tray

smile

— **Blank page** —

Level 1 Final Examination 2

Here, we provide some feedback on the specific components that the child makes most mistakes in. Use the feedback to improve the child's learning.

Grammar

Questions 1 – 10: The child needs to revise all the grammar learnt in the first and second semesters. Refer to past diagnostic tests for revision.

Questions 11 – 14: Understand the use of the two conjunctions "and" and "so". The conjunctions "and" and "so" are used to join two clauses together to form a single sentence. "And" is used to join two true sentences. "So" is used to join two clauses to show the result of something that is mentioned in the first part of the sentence. The conjunction "so" appears in the middle of the sentence.

Questions 15 – 17: Collective nouns are used to refer to a group of people, things or animals. The child needs to be familiar with collective nouns for animals (Eg. a pack of wolves) and things (Eg. a bunch of grapes). He should learn these by heart.

Questions 18 – 20: "Has" is used with the third person singular, "he" and "she". "Have" is used with "I", "you", "we" and "they".

Vocabulary

Questions 21 – 29: When unsure, eliminate the options that are obviously wrong first. The child needs to build up his vocabulary by reading more English books. Refer to the *Glossary (Pointers page P26)* to know more new words.

Questions 30 – 39: Try to understand first the story in the cloze passages. Filling in the blanks with suitable words would be easier.

Comprehension

Visual Text

Questions 40 – 44: Read the instructions carefully before answering the questions. Help the child to better understand the instructions by drawing them out as you read them with him.

Open-ended

Questions 45 – 49: The child needs to understand the passage first. If there are words that the child does not know, get him to try to make a good guess by reading on and understanding the story as a whole. If the child encounters difficulty responding to questions that require him to infer and give reasons for his response, use contextual clues to get the response.



Diagnostic Tools

Level 1 Final Examination 2

Listening Comprehension	1	2	3	4	5	6	7	8	9	10	11	12	13	14	15	16	17	18	Marks	Total
Picture Matching	★	★	★	★	★	★	★												/7	20
Listening to Instructions								★											/3	
Spelling									★	★	★	★	★	★	★	★	★	★	/10	

Grammar	1	2	3	4	5	6	7	8	9	10	11	12	13	14	15	16	17	18	19	20	Marks	Total	
MCQ	★	★	★	★	★	★	★	★	★	★												/10	20
Cloze											★	★	★	★	★	★	★	★	★	★		/10	

Vocabulary	21	22	23	24	25	26	27	28	29	30	31	32	33	34	35	36	37	38	39	Marks	Total		
MCQ	★	★	★	★	★	★	★	★	★	★												/9	19
Cloze										★	★	★	★	★	★	★	★	★	★		/10		

Comprehension	40	41	42	43	44	45	46	47	48	49	Marks	Total
Visual Text	★	★	★	★	★	★					/5	15
Open-ended							★	★	★	★	/10	

Continuous Writing	Marks								Total	
Content	1	2	3	4	5	6			/6	10
Language	1	2	3	4					/4	

Instructions to Parents

Divide the marks awarded at the Grand Total by 84. Then multiply the answer by 100 to derive the Achievement Level (AL) for the child. Refer to **What your scores tell you** to read about the child's performance.

Please take note:

The Oral component comprises of **Reading Aloud** (6 marks) and **Picture Conversation** (10 marks) in school examinations. These are not included in ELITE Midyear and Final Examinations.

What your scores tell you:

90 – 100
AL 1

Excellent! You have an outstanding grasp of the techniques in grammar and a wide and solid vocabulary. Coupled with good comprehension skills, you are able to handle cloze passages and answer questions in the comprehension sections.

85 – 89
AL 2

Brilliant! You have a very good grasp of the techniques in grammar and an extensive vocabulary. Do take heed that grammar and spelling are important to score well.

80 – 84
AL 3

Super! You have a good grasp of the techniques in grammar and a good set of vocabulary. Do take heed that grammar and spelling are important to score well.

75 – 79
AL 4

Well done! You have a good grasp of the techniques in grammar and a good set of vocabulary. Do take heed that grammar and spelling are important to score well.

65 – 74
AL 5

Good! You have a fairly good grasp of the techniques in grammar and a satisfactory set of vocabulary. Do take heed that grammar and spelling are important to score well.

45 – 64
AL 6

Persevere! You have a basic grasp of the techniques in grammar and a basic set of vocabulary. You may find it difficult to tackle the cloze passages with no helping words. Read more to build up your vocabulary and to improve on grammar and spelling.

20 – 44
AL 7

Keep trying! You have an elementary understanding of grammar techniques and an insufficient vocabulary set. Practise the concepts and read more to improve language skills.

0 – 19
AL 8

Try harder! You have put in good effort but you need to keep practising the grammar concepts learnt. You can increase your basic set of vocabulary by reading, speaking and writing more. This will also help you to build up your comprehension skills.

Grand Total	84
-------------	----

$$\frac{\text{Grand Total}}{84} \times 100 = \text{Grand Total}$$



Learning Zone

Clown Fish and Anemone

This bright orange fish with white stripes can grow to about 5 inches long. Found in the Red Sea, Indian Ocean, Tropical Pacific Ocean and Australia's Great Barrier Reef, the clown fish lives near the bottom of the sea, making its home among the anemone.

The anemone looks like a large flower in the sea. Its poisonous tentacles can paralyze any fish that goes near it. Then it eats its victim. The clown fish eats the leftovers, plankton, shellfish and dead tentacles of the anemone.

The clown fish is immuned to the anemone's poison. In exchange for the food it receives from the anemone, the clown fish "cleans up" the anemone by feeding on its dead tentacles.

The clown fish and anemone have a close relationship. This relationship is called "symbiosis". This means they benefit from each other.