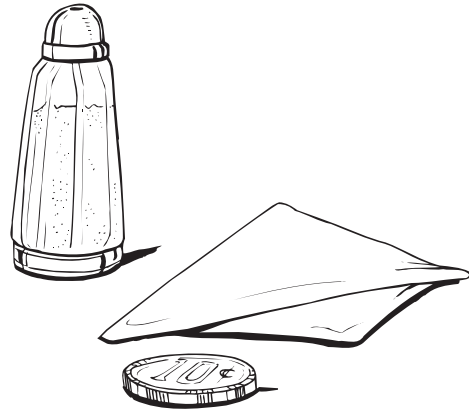


# The Saltcellar Trick

Read the magic trick instructions.

## The trick:

You announce to your audience that you are going to use a saltcellar to push a coin through a table. You cover the saltcellar with a serviette and say some magic words ... what happened? It's not the coin that has gone through the table — it's the saltcellar!



## You will need:

- a saltcellar with a pointed top
- a coin
- a thick paper serviette

## What to do:

1. Sit at a table and place the coin in front of you.
2. Put the saltcellar on top of the coin and cover it with the serviette. Give an excuse for why the serviette is needed. Place both of your hands firmly around the saltcellar to make sure the serviette takes on its shape.
3. Pick up the saltcellar, covered by the serviette, and move it over the edge of the table until it is above your lap.
4. Secretly drop the saltcellar into your lap. The serviette will keep its shape, making it look as if you are still holding the saltcellar.
5. Place the serviette back over the coin. Then quickly bang your fist on the serviette. Pretend to be amazed as the serviette flattens on the table — the saltcellar has gone!
6. Reach under the table and secretly pick up the saltcellar from your lap. Then take a bow!

## 1 Literal



Scanning for specific information

(a) Where is the coin at the end of the trick? [1]

---

---

(b) Read the sentences. Circle 'True' or 'False'. [4]

(i) You need to sit at a table to perform this trick.  TRUE  FALSE

(ii) When you begin the trick, the audience thinks that you want to make the coin go through the table.  TRUE  FALSE

(iii) You could do this trick without covering the saltcellar.  TRUE  FALSE

(iv) It is all right if the audience sees you pick up the saltcellar from your lap.  TRUE  FALSE

## 2 Inferential

- (a) List four things that could go wrong with this trick. Why might it not work? [4]

Using prior knowledge  
Making inferences

- (i) \_\_\_\_\_  
\_\_\_\_\_
- (ii) \_\_\_\_\_  
\_\_\_\_\_
- (iii) \_\_\_\_\_  
\_\_\_\_\_
- (iv) \_\_\_\_\_  
\_\_\_\_\_

- (b) Why do you think:

- (i) the serviette has to be thick? [2]

Using prior knowledge  
Making inferences

\_\_\_\_\_  
\_\_\_\_\_

- (ii) the audience are told that the coin, not the saltcellar, will disappear? [2]

Using prior knowledge  
Making inferences

\_\_\_\_\_  
\_\_\_\_\_

## 2 Inferential

(iii) the saltcellar must have a pointed top? [2]

Using prior knowledge

Making inferences

---

---

(c) Do you think a child under the age of six could learn to do this trick? Give two reasons to explain your answer using information from the text to help you. [3]

Using prior knowledge

---

---

## 3 Applied

What do you think makes a good magician? List four qualities you think the ideal magician should have. [4]

Using prior knowledge

## Try this

Magicians usually talk a lot while they are performing. They do this to help the audience understand what is happening (or what they want the audience to think is happening) and also to distract the audience from watching certain parts of the trick too carefully.

Imagine yourself performing the saltcellar trick. Create a cartoon strip showing the six steps. Write what you would say during each step of the trick. It should sound impressive to an audience. [18]



Using prior knowledge  
Sequencing details

1

---

---

---

---

---

2

---

---

---

---

---

Try this

3

---

---

---

---

4

---

---

---

---

5

---

---

---

---

6

---

---

---

---

Answers:

## The Saltcellar Trick


- It is on the table under the serviette.
  - True
    - True
    - False
    - False
- (suggested answers)
    - The saltcellar could roll off your lap and the audience would realise what you have done.
    - The serviette might flatten before you bang your fist on the table and the audience would realise that the saltcellar was already gone.
    - It might be clear to the audience that there is nothing under the serviette after you drop the saltcellar under your lap even though the serviette still has the shape of the saltcellar.
    - Someone might ask you to stand up or remove the tablecloth, making it difficult for you to hide the saltcellar.
  - (suggested answers)
    - It has to be firm enough to take on the shape of the saltcellar and continue being upright even after the saltcellar is taken away.
    - The audience will then focus on the coin that is left on the table, waiting for it to disappear and will not pay attention to what the magician is doing when he shifts the saltcellar.
    - The shape will be more prominent and even if the shape of the rest of the saltcellar is not clearly seen, the audience will use the pointed top as an indication that the saltcellar is still under the serviette.
  - (suggested answers)

No, he would not be able to do this trick. This trick requires dexterity and quick hands especially when moving the serviette back to the table after the saltcellar is dropped onto the lap. A young child might also be unable to hide the saltcellar well.
- (suggested answers)

confident, engaging, dexterous, quick, charismatic, focused, creative (Any four)

**Try this** (suggested answers)

1.




Friends, thank you for coming to my magic show. Today, I'm going to perform a trick that will amaze and astound even those of you who think that there is no such thing as magic. Here, I have a saltcellar, a coin and a serviette. I'm going to use the saltcellar to push the coin through the table. As you can see, there is no hole in the table.

2.




Watch carefully. I will first place the saltcellar on the coin, and like all magicians, I will cover the saltcellar with this thick serviette and say the magic words.

3.



The coin is still on the table. Perhaps, I didn't say the correct words. Let me try again.

4.




Let me try the trick again.

5.



Maybe I can do without the magic words. Let's try something else!

6.



As you can see, the table is still intact but the saltcellar is gone! Thank you everyone. I hope you've liked the trick.